

Straphangers Campaign

J/Z SUBWAY LINE PROFILE



Straphangers Campaign MetroCard Rating \$1.75

The J/Z lines rank tied for 3rd best of the 19 subway lines rated by the Straphangers Campaign. Our ranking is based on the MTA New York City Transit data below, using a method described at www.straphangers.org.

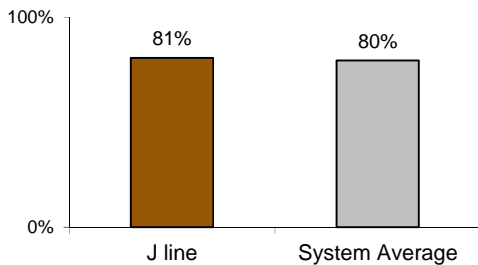
The J & Z lines have more rush-hour but less midday service than the average line.

scheduled minutes between weekday trains
as of December 2013

	AM Rush	Noon	PM Rush	Overnight
J line	5	10	5	20
System Average	5:29	8:24	6:02	20

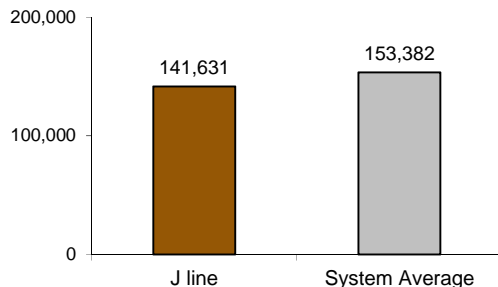
The J & Z arrive with about-average regularity...

% of trains arriving at regular intervals
--weekday "wait assessment"--
between 6 am and midnight



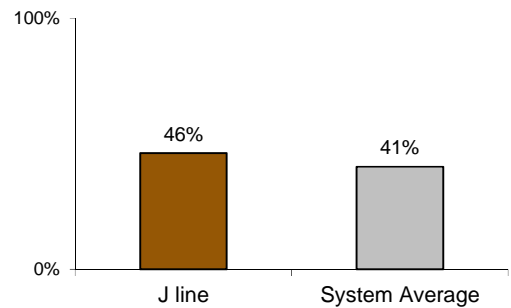
but their cars break down more often than those on the average line.

miles traveled between delays caused by
mechanical failures, 2013



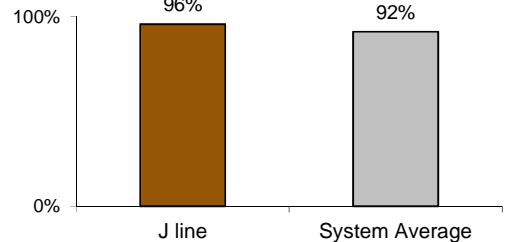
You're more likely to get a seat on the J & Z.

% of passengers with seats at most crowded point
during rush hour



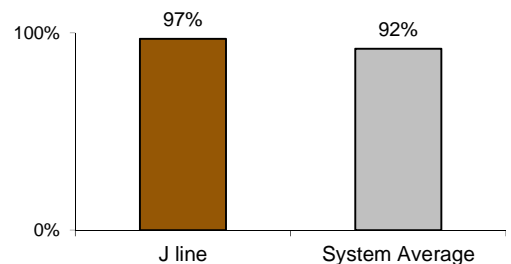
The J & Z are tied for the system's cleanest...

% of cars with 'light or no interior dirtiness' as defined
by NYC Transit



and perform above average on in-car announcements.

% of cars with correct announcements as defined by
NYC Transit



Questions about your line? Suggestions? Complaints? -- Call 511